

CUBO EASY

▷ READY TO ASSEMBLY



**SIMPLE
STYLE
WITHIN
REACH**





SIMPLIFY YOUR LIFE WITH EFFORTLESS INSTALLATION

Experience the joy of effortless installation with Cubo-Easy. We take pride in offering a setup that's as easy as it is efficient, complete with user-friendly instructions to guide you every step of the way. Say goodbye to daunting construction projects and hello to a quick and satisfying journey that culminates in a lifetime of cherished moments in your new sunroom.

Tailored to Your Lifestyle

As Pergola Room, we celebrate the uniqueness of each homeowner and their space. You can customize Cubo-Easy with glass sliding walls GSW-Easy and aluminum plank/fence wall AP17. These components are thoughtfully designed to adapt to the dimensions of your chosen Cubo-Easy unit. Whether you're working with cozy corners or sprawling backyards, we craft solutions that resonate with your individual taste and needs. Let us help you forge a sunroom that's a true reflection of your personal style.



VERSATILITY ABOVE, COMFORT ALL AROUND



LED Integrated Rafters:

Ambient LED lights installed into the rafters provide an enhanced nighttime ambiance.



Versatile Middle Post:

The optional middle post allows for extended roof widths without compromising on structural stability.



Hassle-Free Installation:

Clever features like click-on covers, hook-based rafter connections, and no-drill assembly make setup quick, easy, and frustration-free.

Cubo-Easy is your ultimate solution for modern outdoor living, combining versatility with sophisticated design. This flat-roof system is built to adapt to various architectural and lifestyle needs while maintaining an elegant and streamlined appearance. From cozy terraces to stylish carports, Cubo-Easy delivers both aesthetics and functionality with its thoughtful design elements.



Perfect Pairing with AP17 & GSW-Easy Systems:

Compatible with the AP17 privacy planks and GSW-Easy glazing systems to create cohesive outdoor spaces.



Drainage Options:

Choose from customizable drainage configurations, including selectable drainage side, optional drainage pipe, or no drainage.





MAXIMUM DIMENSIONS	Width: 21'4" *	Depth: 13'1"	Clear Height: 9'10"
RAFTER DISTANCE	Max 2'-7 1/2" for optimal support and design.		
RESISTANCE	Snow Load for 13'1" by 21'4": Max 11 psf	Wind Load: Max 16 psf	
PANEL TYPE	Glass (Tempered & Laminated): 5/32"+5/32" or 3/16"+3/16" LSG	Sandwich Panel: 15/32"	
DEFLECTION LIMIT	L/200 **		

* If you would like a roof wider than 21'-4", please get in touch with your local dealer. Pergola Room can check the possibility of connected roofs as a special solution.

** When glass sliding walls are integrated, the maximum deflection for the front beam is 3/8".



Quality management
in accordance with
ISO 9001



Environmental management
in accordance with
ISO 14001



In-house production control
in accordance with
DIN EN 1090




QUALICOAT
Certified Coating




RAL 9005
Fine texture /
Matte Black



RAL 7016
Fine texture /
Matte Anthracite




RAL 9010
Fine texture /
Matte White



RAL 7032
Fine texture /
Matte Pebble Grey

Is your desired colour not listed here? We will gladly arrange your specific colour for an additional 10%.
Your dealer will be happy to help you.





Uncover the innovative design of
Cubo-Easy Roof, reshaping your outdoor
space with exceptional quality!

BRING THE OUTSIDE IN

Pergola
ROOM
pergolaroom.com