

# SLIDING GLASS DOOR VG17

Maximum transparency – optimum ease of operation



## MAXIMUM TRANSPARENCY – OPTIMUM EASE OF OPERATION

### Quality design

Our four high-quality handle variants for the VG17 combine contemporary design with high functionality and optimal feel. Therefore, the VG17 can be customised according to your specific needs. The handle height can be selected to meet your requirements.



#### User-friendly recessed handle

Optimised geometry and rounded outer edge.

Ø 2916"



#### Stainless steel sliding handle

Formed in a cylindrical shape: easy handling even with larger systems.



#### Stainless steel sliding handle with integrated elastomer buffer

Available in three individual lengths, suitable for all track variations



#### Elegantly curved handle

Ergonomic design for ease of handling.



#### Elegant lock case

Due to the subtle design of these exclusive lock variants, they will fit any installation scenario.

Centrally opening VG17 systems are suitable for variations with an added counter case. You have the option to exchange the supplied knob for an alternative standard knob or handle variant.



#### Easy care variant

The standard version's lead panel is supplied with a high-quality aluminium rotary catch. The lock on the fixed panel can easily be unlocked from the inside with a screwdriver for cleaning. The hidden un-hinging assembly prevents the panels from coming away from the track.



#### Elegant and timeless glass

Light and timelessly modern: The VG17 combines the interior and exterior by using glass for a unique panoramic experience.

The frameless sliding glass wall delivers on its promises with its well-built narrow and elegant design.



#### High-quality materials

First class workmanship in every detail: All end caps are made of powder-coated aluminium.

An additional anodic layer protects the aluminium floor track from wear and tear and increases effortless movement of the sliding glass wall.

## Bring your garden indoors

Exterior and interior spaces can become one with the VG17. Using glass as the primary material gives clear unobstructed views. On a sunny day the VG17 can simply disappear into the corner creating an opening that brings the outside in. Its timeless, beautiful design and high-quality construction make it the ideal partner for Pergola Room Hawaii roof systems.

### Expand your deck or patio


The VG17 will transform your patio or deck into an extension of your living space with the greatest of ease. Enjoy heightened quality of life with friends and family from the first day of spring to the late autumn sun. Our frameless sliding glass wall offers all-weather protection and unobstructed panoramic views at the same time. An ideal solution for your individual living arrangements.

### Upgrade your balcony

Would you like to make the best possible use of your balcony? The VG17 makes it possible to relax in any weather whilst being protected from noise dust and dirt. Our glass sliding wall system is built to last; it provides you with an option to expand your valuable living space and strengthen your real estate investment.



In particular, the sliding doors offer protection against the elements and dust providing a comfortable terrace on less pleasant days.



Maximum openings even around corners.



Perfectly coordinated and seamlessly integrated.

## MAXIMUM TRANSPARENCY – OPTIMUM EASE OF OPERATION


### Flexible solutions for individual installation requests

A range of variations are available in both opening design and panel quantities. With dimensions of up to 4'-11" width and 8'-6" height this makes the VG17 the ideal all-round system.

### Easy installation saves time and money

The VG17 can be installed directly to the baseboard or floor. It adjusts efficiently with height-adjustable casters and an optional height compensation profile. This can save on expensive installation time.

Covering the screws on both the sides and in the bottom rail prevents damage during assembly. In addition, it adds to the high-end aesthetic appearance.




#### Bottom rail

The narrow bottom rail is quickly installed and provides an effective drainage system. Both are covered by a tried and tested floor track, which can be simply screwed in without added adjustments or special positioning. For truly efficient assembly.



#### Floor track

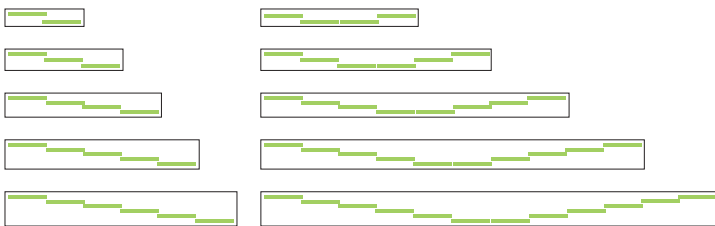
The clear anodizing of the aluminium floor track makes it durable and easy-to maintain. If it's used as a room divider for interior spaces it can also be installed directly to the floor without the added bottom rail.



#### Wall profile rail

The wall profile rail can be mounted with precision and ease. A clip in profile ensures a sleek finish that covers the fixings.

### Opening Variants VG17



### Your Pergola Room Specialist Partner



Take advantage of the wide range of Pergola Room products and our proven expert consultations. Further information can be found at

[pergolaroom.com](http://pergolaroom.com) | +1 (800) 215 0 216